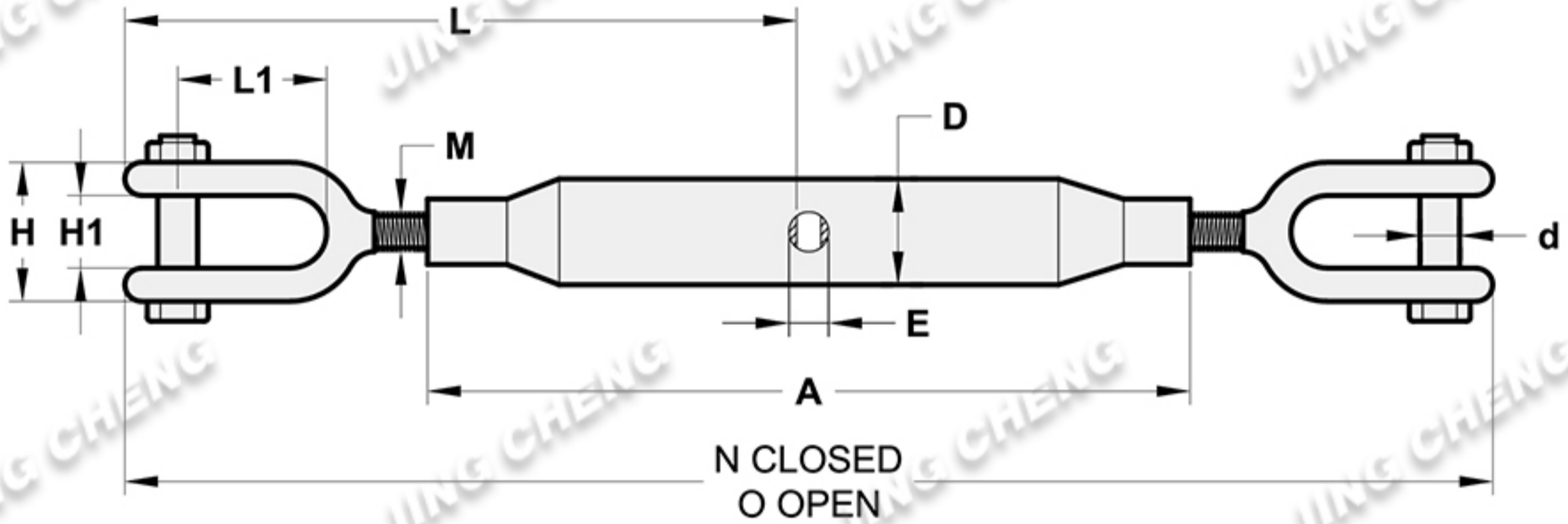


- Meet Performance requirements of DIN1478
- Drop Forged
- Material: Carbon Steel
- Ultimate Load at 4 Times the Working Load Limit
- Finish: Hot Dip Galvanized or Electrogvanized
- Packing available with Carton Box or Gunny Bag

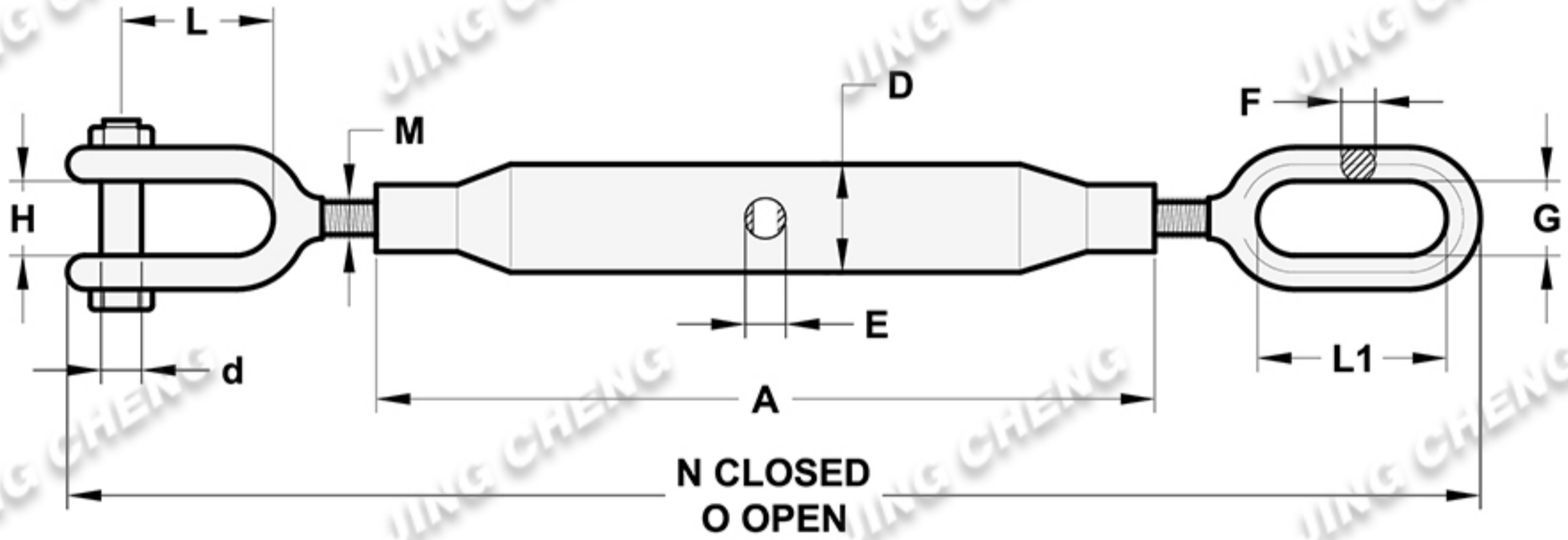
Item No.	Size	Weight (kg)	Dimensions (mm)									
			M	A	D	E	G	J	L	N Closed	O Open	H
JCW245	M6	0.18	M6×1	110	15	6	8	6	96	197	307	14
JCW246	M8	0.38	M8×1.25	110	17	8.5	8	8	109	223	333	20
JCW247	M10	0.43	M10×1.5	125	21	8.5	11	8	127	259	384	25
JCW248	M12	0.9	M12×1.75	125	25	10.5	14	11	182	369	494	36
JCW249	M16	1.2	M16×2	170	30	10.5	18	14	194	393	563	40
JCW250	M20	2.02	M20×2.5	200	33.5	12.5	22	16	204	413	613	55
JCW251	M22	3.07	M22×2.5	220	33.5	12.5	22	17	248	501	721	55
JCW252	M24	3.9	M24×3	255	42	12.5	25	19	292	589	844	57
JCW253	M27	4.97	M27×3	255	42	14.5	28	20	294	593	848	57
JCW254	M33	6.83	M33×3.5	255	57	16.5	34	25	320	645	900	64
JCW255	M36	7.94	M36×4	295	63	16.5	36	26	325	655	950	75
JCW256	M42	14.08	M42×4.5	330	70	20.5	38	27	356	717	1047	84
JCW257	M48	17.48	M48×5	355	83	20.5	44	37	404	813	1168	94

DIN1478 RIGGING SCREWS, TYPE JAW AND JAW



- Meet Performance requirements of DIN1478
- Drop Forged
- Material: Carbon Steel
- Ultimate Load at 4 Times the Working Load Limit
- Finish: Hot Dip Galvanized or Electrogvanized
- Packing available with Carton Box or Gunny Bag

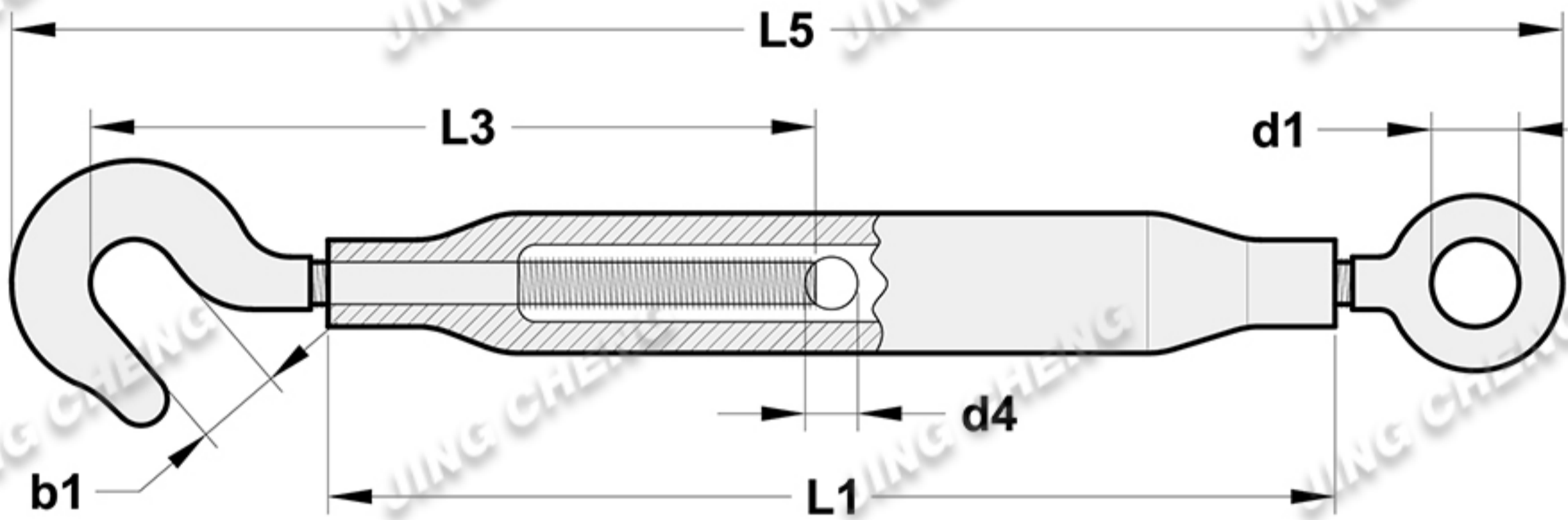
Item No.	Size	Weight (kg)	Dimensions (mm)										
			M	A	D	E	H	H1	L	L1	d	N Closed	O Open
JCW258	M6	0.18	M6×1	110	15	6	21	9	96	21	5	197	292
JCW259	M8	0.38	M8×1.25	110	17	8.5	21	9	109	21	6.5	223	313
JCW260	M10	0.484	M10×1.5	125	21	8.5	27	11	124	21	8	253	353
JCW261	M12	1	M12×1.75	125	25	10.5	37	19	183	35	10	370	465
JCW262	M16	1.356	M16×2	170	30	10.5	40	22	194	51	12	393	523
JCW263	M20	2.212	M20×2.5	200	33.5	12.5	44	22	204	48	16	413	563
JCW264	M22	3.59	M22×2.5	220	33.5	12.5	51	25	248	60	20	500	650
JCW265	M24	4.814	M24×3	255	42	12.5	60	32	292	65	22	589	786
JCW266	M27	5.73	M27×3	255	42	14.5	60	32	294	65	22	593	783
JCW267	M33	8.04	M33×3.5	255	57	16.5	76	38	320	76	24	645	828
JCW268	M36	8.82	M36×4	295	63	16.5	76	38	325	76	27	655	870
JCW269	M42	16.4	M42×4.5	330	70	20.5	85	47	330	111	35	655	888
JCW270	M48	22.4	M48×5	355	83	20.5	101	51	404	121	42	813	951



- Meet Performance requirements of DIN1478
- Drop Forged
- Material: Carbon Steel
- Ultimate Load at 4 Times the Working Load Limit
- Finish: Hot Dip Galvanized or Electrogalvanized
- Packing available with Carton Box or Gunny Bag

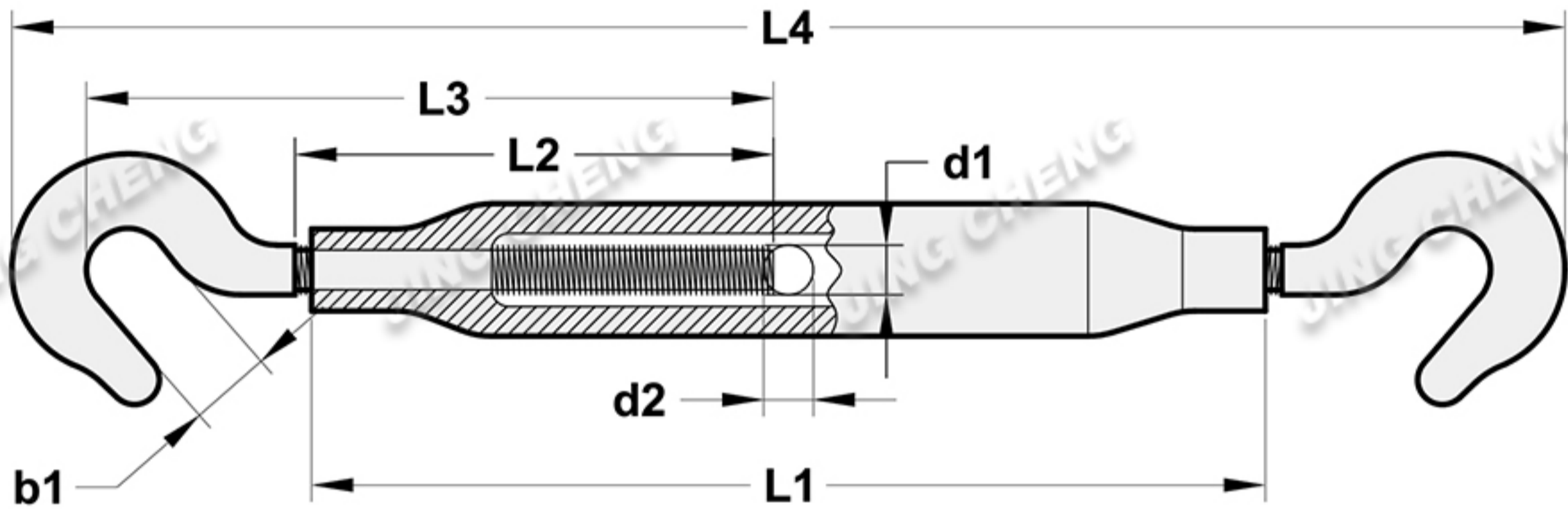
Item No.	Size	Weight (kg)	Dimensions (mm)										
			M	A	D	E	H	L	L1	F	d	N Closed	O Open
JCW271	M6	0.18	M6×1	110	15	6	9	21	14	6	5	197	307
JCW272	M8	0.363	M8×1.25	110	17	8.5	9	21	20	8	6.5	223	333
JCW273	M10	0.455	M10×1.5	125	21	8.5	11	21	25	8	8	256	381
JCW274	M12	0.935	M12×1.75	125	25	10.5	19	35	36	11	10	370	495
JCW275	M16	1.277	M16×2	170	30	10.5	22	51	40	14	12	393	563
JCW276	M20	2.114	M20×2.5	200	33.5	12.5	22	48	55	16	16	413	613
JCW277	M22	3.33	M22×2.5	220	33.5	12.5	25	60	55	17	20	501	721
JCW278	M24	4.354	M24×3	255	42	12.5	32	65	57	19	22	589	844
JCW279	M27	5.35	M27×3	255	42	14.5	32	65	57	20	22	593	848
JCW280	M33	7.43	M33×3.5	255	57	16.5	38	76	64	25	24	645	900
JCW281	M36	8.63	M36×4	295	63	16.5	38	76	75	26	27	655	950
JCW282	M42	16.4	M42×4.5	330	70	20.5	47	111	84	27	35	691	1021
JCW283	M48	19.94	M48×5	355	83	20.5	51	121	94	37	42	813	1168

DIN1478 RIGGING SCREWS, TYPE EYE AND HOOK



- Meet Performance requirements of DIN1478
- Drop Forged
- Material: Carbon Steel
- Ultimate Load at 4 Times the Working Load Limit
- Finish: Hot Dip Galvanized or Electrogalvanized
- Packing available with Carton Box or Gunny Bag

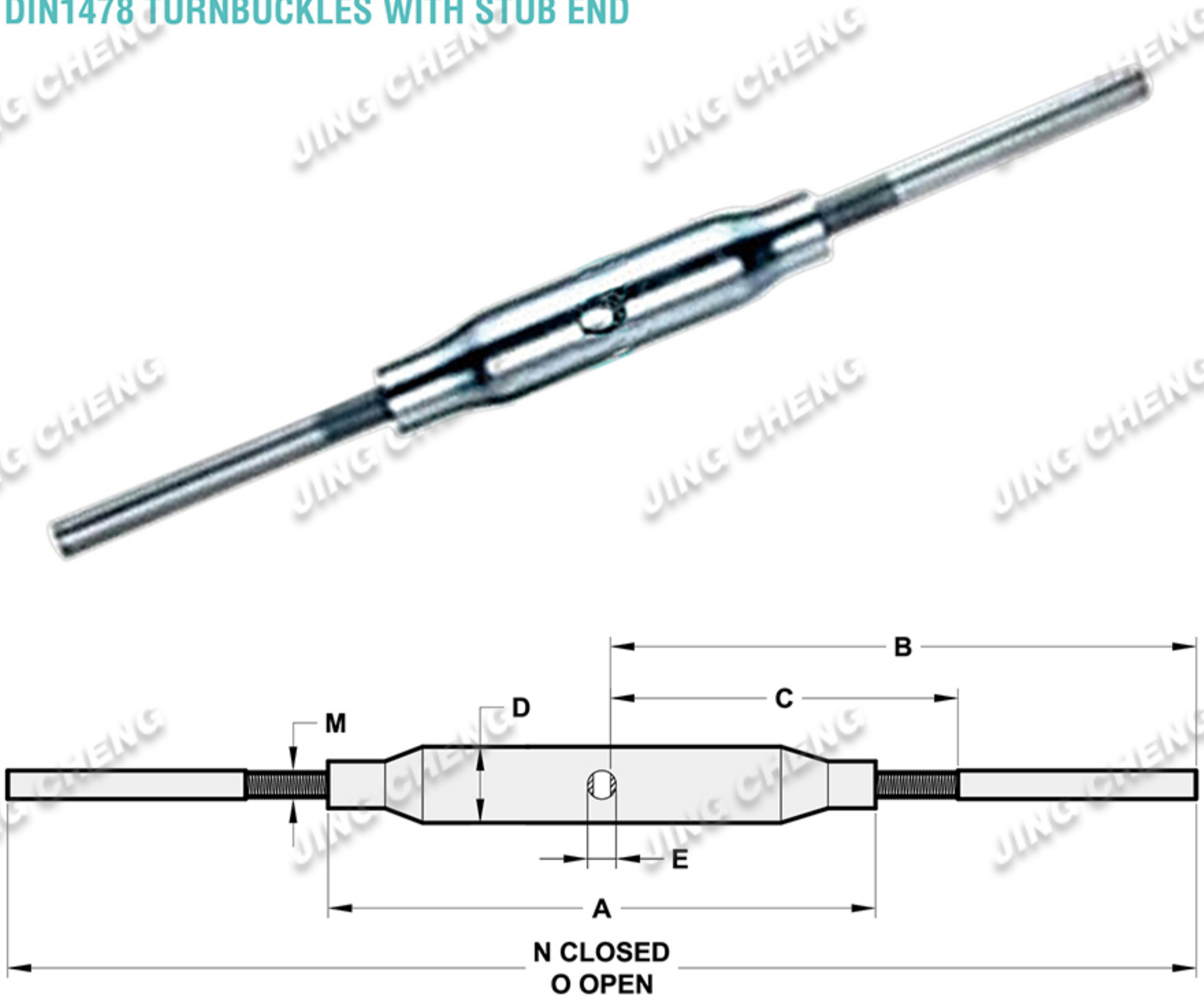
Item No.	Size	Weight Per 100Pcs (kg)	Dimensions (mm)							
			Body Length L1	Adjustable	d4	Hook		Eye		Total Length Screwed In L5
						L3	b1	L3	d1	
JCW284	M6	11.6	110	90	6	85	8.5	80	9	172
JCW285	M8	19	110	85	8	85	11	84	10	182
JCW286	M10	31	125	95	8	112	13.5	105	14	213
JCW287	M12	42	125	90	10	117	15.5	115	16	238
JCW288	M16	89	170	120	10	138	19	165	22	320
JCW289	M20	158	200	140	12	170	20.5	167	24	367
JCW290	M24	292	255	180	12	205	26	205	27	447
JCW291	M30	430	255	160	16	225	33	255	31	512
JCW292	M36	605	295	180	16	255	44	276	43	568
JCW293	M42	1160	330	200	20	340	48	260	49	683
JCW294	M48	1600	355	210	20	360	58	300	58	755



- Meet Performance requirements of DIN1478
- Drop Forged
- Material: Carbon Steel
- Ultimate Load at 4 Times the Working Load Limit
- Finish: Hot Dip Galvanized or Electrogalvanized
- Packing available with Carton Box or Gunny Bag

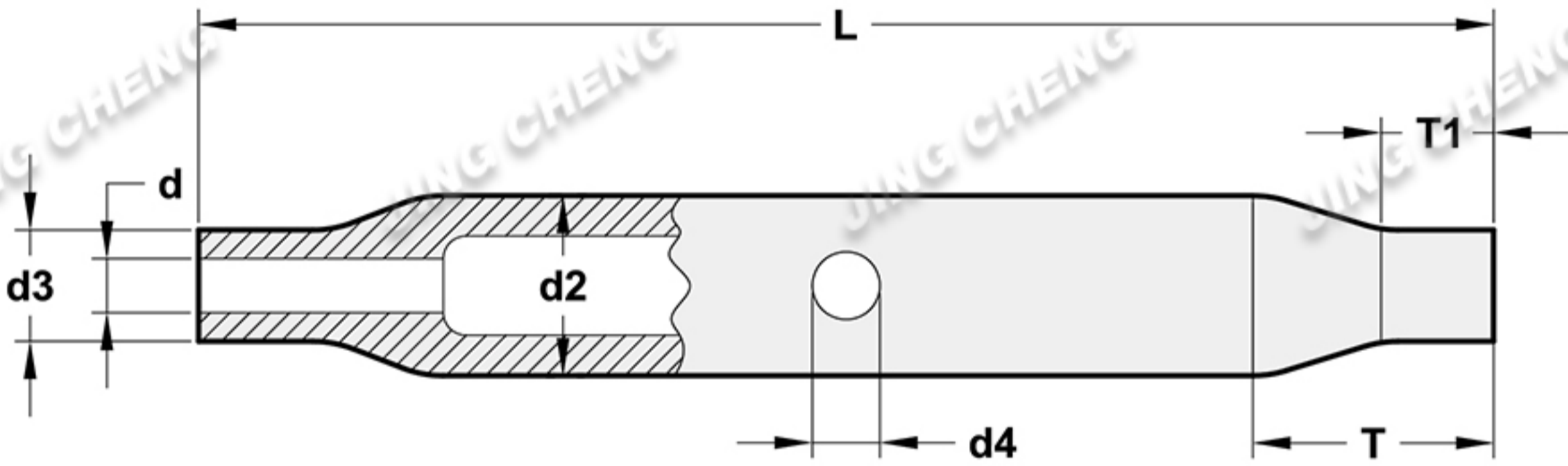
Item No.	Size	Weight (kg)	Dimensions (mm)							
			d1	L1	L2	L3	L4 Min.	L4 Max.	b1	d2
JCW295	M6	0.16	M6×1	110	50	77	160	250	9.5	6
JCW296	M8	0.2	M8×1.25	110	60	98	204	289	11	8
JCW297	M10	0.3	M10×1.5	125	73	116	241	336	14	8
JCW298	M12	0.47	M12×1.75	125	90	146	303	393	18	10
JCW299	M16	1.01	M16×2	170	100	165	340	460	19	10
JCW300	M20	1.4	M20×2.5	200	105	180	372	512	21	12
JCW301	M24	2.86	M24×3	255	135	225	463	543	29	12
JCW302	M30	4.09	M30×3	255	140	225	527	687	31	16
JCW303	M36	6.85	M36×4	295	170	300	617	697	35	16

DIN1478 TURNBUCKLES WITH STUB END



- Meet Performance requirements of DIN1478
- Drop Forged
- Material: Carbon Steel
- Ultimate Load at 4 Times the Working Load Limit
- Finish: Hot Dip Galvanized or Electrogalvanized
- Packing available with Carton Box or Gunny Bag

Item No.	Size	Weight (kg)	Dimensions (mm)							
			M	E	A	D	B	C	N Closed	O Open
JCW304	M6	0.14	M6×1	6	110	15	120	65	240	340
JCW305	M8	0.18	M8×1.25	8.5	110	17	120	65	240	340
JCW306	M10	0.32	M10×1.5	8.5	125	21	150	75	300	410
JCW307	M12	0.45	M12×1.75	10.5	125	25	150	75	300	410
JCW308	M16	0.9	M16×2	10.5	170	30	200	100	400	550
JCW309	M20	1.5	M20×2.5	12.5	200	33.5	220	120	400	615
JCW310	M24	2.75	M24×3	12.5	255	42	260	150	520	740
JCW311	M30	3.94	M30×3	14.5	255	55	260	160	520	740
JCW312	M36	6.75	M36×4	16.5	295	70	300	190	600	850



Item No.	Size (d)	Working Load Limit (kg)	Weight (kg)	Dimensions (mm)					
				d2	d3	d4	L	T	T1
JCW313	M6	225	0.1	17.2	9	6	110	9.5	7.8
JCW314	M8	410	0.09	17.2	12	8	110	12	10
JCW315	M10	650	0.19	21.3	15	8	125	14	12
JCW316	M12	930	0.27	25	18	10	125	17	15
JCW317	M16	1170	0.51	30	22.5	10	170	22	20
JCW318	M20	2700	0.62	33.7	27	12	200	26	24
JCW319	M24	3920	1.15	42.4	32	12	255	31	29
JCW320	M30	6250	1.57	51	38	16	255	38	36
JCW321	M36	9100	3.16	63.5	47.5	16	295	46	43
JCW322	M42	12500	4.33	70	57	20	330	54	51
JCW323	M48	16500	5.78	82.5	63	20	355	61	58